



UNIVERSITY OF NEBRASKA AT OMAHA

INTERNATIONAL PROGRAMS

2021
2022

PRE-DEPARTURE PACKET

UNIVERSITY OF
Nebraska
Omaha

TABLE OF CONTENTS

3 SEVIS AND VISAS

4 HOUSING AND
RESIDENCE LIFE

5 TRAVEL CHECKLIST

6 ARRIVING IN OMAHA

8 IMMIGRATION FORMS
AND PROCEDURES

9 CURRENCY

10 PAYING YOUR BILL

11 UNO HEALTH
INSURANCE POLICY

12 NEBRASKA MEDICINE
UNO HEALTH CENTER

14 ORIENTATION

17 TRAVEL NOTES



WELCOME TO UNO

We are excited to host you at the University of Nebraska at Omaha (UNO). This interactive packet includes important information and steps you need to take to complete your travels to Omaha, Nebraska.

The table of contents is linked to each page within the packet. Please use it to easily navigate the document. The buttons throughout allow you to access webpages that will help you complete necessary steps.

The arrow indicator in the bottom right corner will return you to this page when clicked so that you may quickly access the table of contents.

It is advised to carry a printed or electronic version of the packet with you when are traveling in case you need a reminder or quick access.



SEVIS AND VISAS

Pay the SEVIS fee

As soon as you receive a Form I-20 or DS-2019 from UNO, pay the SEVIS I-901 fee to the U.S. government online. Make sure you print a copy of this receipt. A receipt will also be mailed to you.

PAY SEVIS I-901 FEE

Obtain a Visa

As soon as you pay the SEVIS fee, schedule an appointment with the nearest U.S. Embassy or Consulate.

- Check with the U.S. Embassy or Consulate about specific requirements for obtaining your visa.
- F and J students must print their I-901 SEVIS Fee payment receipt and present it as proof of payment at their visa interview and when entering the United States at a U.S. port of entry.
- You may not use an email notice as proof of payment.

NEAREST U.S. EMBASSY OR CONSULATE





HOUSING AND RESIDENCE LIFE

Undergraduate Students, Graduate Students, and Scholars

You have many housing options to choose from. International students and scholars can live in on-campus residence halls or in nearby off-campus apartment complexes. Apply for on-campus housing or learn about available off-campus housing options online.



ON-CAMPUS HOUSING

OFF-CAMPUS HOUSING

ILUNO Intensive English Students

UNO will help you arrange for your housing. You need to complete a housing request form online. Make your housing request at least **one (1) month before arrival** and notify us of your arrival date so we have time to accommodate you. Please note that on-campus housing fills quickly.

HOUSING REQUEST FORM





TRAVEL CHECKLIST

Below is a checklist of items recommended to bring with you while traveling to Omaha. Please check off items as you prepare for your travels.

Passport

Form I-20 or DS-2019

Copy of bank statement

Itinerary and other travel documents

Medical records

School records

Birth and/or marriage certificate,
if applicable

Currency

Items needed for one night in a hotel

Medication, if needed, with translated
and original prescriptions

Cell phone

This packet of information



ARRIVING IN OMAHA

Airport Pickup from Eppley Airfield Omaha (OMA)

UNO will only offer airport pickup to new students living on UNO's campus. Airport pickup is only available during designated dates and times and scheduling your pickup must be done online. Students will receive an email with information about scheduling an airport pickup.

NEW ILUNO Students Living on UNO's Campus

Request airport pickup or ask further questions via International Programs Office at unointladvicing@unomaha.edu (link below).

EMAIL INTERNATIONAL PROGRAMS OFFICE

New Undergraduate and New Graduate Students Living on UNO's Campus

Questions about airport pickup can be sent via email to the Office of Undergraduate Admissions at unoadmissions@unomaha.edu (link below).

EMAIL UNDERGRADUATE ADMISSIONS

Omaha Taxi Service

If you live off-campus, or arrive on a day other than the designated date for airport pickup, there are options available to you such as Uber, Lyft, and taxi services to get you between the airport and your housing.

UBER

LYFT

TAXI SERVICE





ARRIVING IN OMAHA (CONTD.)

Recommended Hotels

Depending on your arrival time, you may need to stay in a hotel. Make sure you request the special UNO rate. Expect to pay about \$90 to \$120, including tax for your room.



Courtyard Marriott Aksarben Village (Located Near Scott Campus)

1625 S 67th Street, Omaha, NE 68106
1.402.951.4300

[RESERVE A ROOM](#)



Country Inn & Suites (Located Near Eppley Airfield)

2210 Abbott Drive, Carter Lake, IA 51510
1.712.347.5600 | Free shuttle service

[RESERVE A ROOM](#)



IMMIGRATION FORMS AND PROCEDURES

Form I-94, SEVIS, and Visas

U.S. Customs and Border Protection (CBP) will issue an electronic I-94. You will need to do the following upon entering the United States:

- Check your passport to make sure that the CBP officer has put an entry stamp indicating that you entered on a certain date, in a certain visa status (example: F-1), and can stay until a certain date or D/S (duration of status) in the case of F and J visa holders.
- Print out your I-94 form. You will need it for other purposes.

I-94 FORM

Customs

Before landing, you will fill out a customs declaration. Remember the following:

- Certain items such as fruit, vegetables, drugs, and firearms are not allowed in the United States without special permission.
- Report the value of the items you are carrying into the United States.
- Ask the flight attendant if you have questions.
- We encourage students to research what items can be brought into the U.S.

After landing, be ready to present your passport, visa, and Form I-20 or DS-2019 to the immigration officer. They may ask for evidence of financial support, like a copy of your bank statement, and will ask questions about your plans in the United States. You will then go to a checkpoint where your bags may be inspected by a customs official.

U.S. CUSTOMS & BORDER PATROL



IMPORTANT

Be sure to give your correct name (as it appears on the visa page of your passport) to the airlines when purchasing plane tickets.





Expenses to Get You Started in Omaha

It is very important that you consider a financial plan for your immediate needs upon arrival in the United States. Prepare for the following expenses:

- ILUNO students should be prepared to pay tuition, fees, and health insurance during the first week of classes
- Travel emergencies
- Housing expenses and supplies
- Meals

Carrying Cash

Carrying large amounts of cash is strongly discouraged. For most students and scholars, \$300 to \$400 in U.S. currency is enough to get settled in Omaha. With this amount, you should easily be able to pay for a night in a hotel, purchase meals, and immediate housing items like bedding and bathroom supplies. Whenever possible, pay other large expenses like housing deposits and/or first month of rent with credit or debit cards.

Credit and Debit Cards

Credit and debit cards are the safest and most convenient way to spend money in the United States. Credit and debit cards are accepted almost everywhere. Students will have the opportunity to open a U.S. bank account during new student orientation.

If you plan to use a credit card for expenses while in the United States:

- Prior to departure, confirm with your bank that your card(s) will work in the U.S.
- Make sure your account balance is high enough to cover all expenses



PAYING YOUR BILL

You can pay your student balance either in person on UNO's campus or online via MavLINK using any of the methods outlined below. For more detailed information, visit the UNO Cashiering and Student Accounts website.

In Person

109 Eppley Administration Building

- Cash (U.S. currency)
- Personal check (from a U.S. checking account)
- Cashier's check
- Money order

Online

- Electronic check (a U.S. bank routing and account number required)
- Credit or debit cards (Possible daily transaction limitations. Assessed a service fee charge of 4.25% on international credit/debit cards and 2.75% on U.S. credit/debit cards)

UNO CASHIERING/STUDENT ACCOUNTS


ADDITIONAL RESOURCES

Make payment in your currency without hassles, processing fees, or delays by using Western Union Business Solutions.

LEARN MORE

Detailed instructions about making payments using international funds through your MavLINK account.

LEARN MORE





UNO HEALTH INSURANCE POLICY

All international students and scholars who are on an F or J visa are required to be enrolled in the UNO Health Insurance Policy. The charge will be added to your tuition and fees bill.

Students sponsored by their home country government with a financial guarantee on file at UNO that extends through the end of the semester will not be assessed insurance fees and do not need to request a waiver. Waivers will only be reviewed for students who have a U.S.-based employer plan.

Waiver Information

Waivers are difficult to obtain. They are only available to students who are eligible and the non-UNO policy must contain the following:

- Must be a U.S.-based carrier that pays for care in Nebraska
- Deductible must be \$500 or less
- Unlimited major medical coverage including pre-existing conditions
- Unlimited medical evacuation and repatriation coverage
- Meets or exceeds Affordable Care Act requirements
- Coverage premium must be paid in full for the entire semester

Policy Review

Each policy will be individually reviewed before a waiver is granted and must be submitted through the portal on MavLINK.

[ACCESS MAVLINK](#)



J1 VISA EXCHANGE STUDENTS STUDYING AS VISITING NON-DEGREE STUDENTS

Reference the email sent to you by the Education Abroad Office providing Health Insurance Policy information.





Students Under 19 Years of Age

If you are younger than 19, the UNO Health Center requires authorization from a parent or guardian to provide health care. You have two options:

- **Recommended:** Have a parent or guardian complete the Power of Attorney Form (link below) and have it notarized. This form is only valid for 18-year-olds.
- If you are 17 and younger or are unable to complete a Power of Attorney form, a UNO Health Center staff member can call your parent or guardian at the time of treatment to obtain consent. Translation services are available. If your parent or guardian cannot be reached, we cannot provide treatment.

[Power of Attorney Form Instructions](#)

POWER OF ATTORNEY FORM (ENGLISH)

POWER OF ATTORNEY FORM (SPANISH)

Proof of MMR (Measles, Mumps, Rubella)

UNO requires all students, including international students and scholars, to provide immunization records in English from your doctor or hospital showing two Measles, Mumps, and Rubella (MMR) shots or a blood test report from a laboratory or doctor showing you are immune. A measles titer is a blood draw that measures the presence and amount of antibodies in the blood, which can indicate immunity to the disease. We recommend getting these immunizations in your home country. If needed, you can get the MMR vaccines or measles titer at the UNO Health Center in 102 Health and Kinesiology (H&K) on UNO's Dodge Campus. Appointments are required: 402.554.2374. There will be charges for your visit, which are covered under the UnitedHealthcare StudentResources plan.

If you do not bring these immunization records signed by your home country physician, you must have the first dose of the immunization immediately upon arrival (after quarantine). The second dose must be given 30 days later. You will not be allowed to continue taking classes if this requirement is not met. This policy includes all UNO students, intensive English students in the ILUNO program and IPD students.



Tuberculosis Screening

In addition, UNO requires all international students and scholars to complete a tuberculosis test at the UNO Health Center upon arrival (after quarantine). Appointments are required. Call 402.554.2374 to schedule. There will be charges for your visit, which are covered under the UnitedHealthcare StudentResources plan.

For more information about this health requirement, visit [UNO Health Center](#).

Meningococcal Meningitis Disease

Nebraska State Law requires students and scholars living on-campus read this information on Meningococcal Meningitis Disease and Immunization (Menactra/MCV4 or Menomune/MPSV4). Parents of students younger than 19 are also required to read this information. UNO encourages all students and scholars to consider getting this vaccination and to become knowledgeable about meningitis and its symptoms. The vaccine is available at the UNO Health Center.

Meningococcal Meningitis Disease is a severe bacterial infection of the bloodstream and meninges (a thick lining covering the brain and spinal cord). It is a relatively rare disease and usually occurs as an isolated event. Clusters of cases or outbreaks are possible. The meningococcus germ is spread by direct close contact with nose or throat discharges of infected people. College students who live on campus have a slightly higher risk of getting this infection than others their age.

Students and scholars who do not want the vaccine must first read the information on the website. Signing the immunization waiver indicates that you understand the possible risk of not receiving this vaccine. If you are under 19, a parent must sign the waiver for you.

MORE INFORMATION

Health Care When You Need It

The UNO Health Center offers a variety of health care services to keep you healthy, including treatment of illnesses and injuries, physicals and annual exams, psychiatry, sexually transmitted infection testing, immunizations and more. Call 402.554.2374 to schedule an appointment. In-person and telehealth visits are available. Visit healthcenter.unomaha.edu to learn more.



ORIENTATION

ILUNO Intensive English Students, Undergraduate Students, Graduate Students, and Scholars

All new international students, including those transferring from another U.S. school and those moving from ILUNO to UNO, must participate in International Student Orientation. Orientation and academic advising for incoming students may take place both online and in person. More information will follow as it becomes available.

How to Register for International Orientation

1. In MavLINK, click on the “Undergrad Orientation Signup” link (select this link regardless of undergraduate or graduate status). This can be found on the left-hand side of the home page in the Admissions drop-down menu. The orientation registration form will pop up in a separate window.
2. Review your personal information before completing the form.
3. Follow the instructions for international orientation registration.

If you are an ILUNO student, please go to [Getting Started in ILUNO](#) for your orientation information.





ORIENTATION (CONTD.)

Placement Exams

English and math placement exams are required for all new undergraduate and international students, unless students have credit at another U.S. college or university. If you have English or math transfer credit from another U.S. institution, please contact your academic advisor to see if you need to take the placement exam.

This [webpage](#) provides instructions for how to register and take the English Placement and Proficiency Exam (EPPE).

Learn more about Math course placement [here](#). Your advisor will also provide guidance on Math course selection.

Academic Advising and Registering for Classes

All students in a degree program must meet with an academic advisor to select and register for classes each semester. After contacting your academic advisor, you will register for classes on MavLINK by logging in with your NUID. Your NUID is a unique 8-digit number assigned to you during the application process.

FIND YOUR ADVISOR

REGISTER FOR CLASSES

Activate Your Email Account

All students enrolled in classes are given a UNO email account. Important academic and billing information as well as emails from International Programs and advising information will be emailed to your UNO email account.

LEARN HOW TO ACCESS UNO EMAIL



ORIENTATION (CONTD.)

Pick Up Your MavCARD

After you have enrolled in classes and arrived on campus, you will be able to get your MavCARD, your UNO ID card. MavCARDS are issued in the MavCARD Services Office on the second floor of the Milo Bail Student Center (MBSC). Your passport is required to obtain your MavCARD.



Examples of MavCARD Uses:

- Accessing parking garages, residence halls, and other facilities on campus
- Gaining free admission to campus events
- Checking out items from the Criss Library
- Purchasing food on campus

[LEARN MORE ABOUT HOW TO USE YOUR MAVCARD](#)



TRAVEL NOTES

Take this packet of information with you in case you need to reference it later. Use this page for notes and reminders while you travel to Omaha. You may print and handwrite your notes or you may type into the empty lines and save an electronic version.

Flight Information

Airline _____
Flight # _____
Date _____
Time _____

Airline _____
Flight # _____
Date _____
Time _____

Airline _____
Flight # _____
Date _____
Time _____

Airline _____
Flight # _____
Date _____
Time _____

Destination Upon Arrival

Other Notes

UNO International Programs

1.402.554.2293

Emergencies in United States

911



UNO INTERNATIONAL PROGRAMS



6001 Dodge St, ASH 241
Omaha, NE 68182



world.unomaha.edu



world@unomaha.edu



1.402.554.2293



1.402.554.2949



[/unointernationalstudents](https://www.facebook.com/unointernationalstudents)

The University of Nebraska does not discriminate based on race, color, ethnicity, national origin, sex, pregnancy, sexual orientation, gender identity, religion, disability, age, genetic information, veteran status, marital status, and/or political affiliation in its programs, activities, or employment. 0088PKTISP0820