

1,056,798

persons 16 years and older  
in the labor force

736,518

persons over 16 that are  
employed full-time year-round

69%

labor force  
participation

## Labor force participation rate by race, ethnicity, and gender

Latino/a — 74%

Black — 69%

White — 68%

Asian — 74%

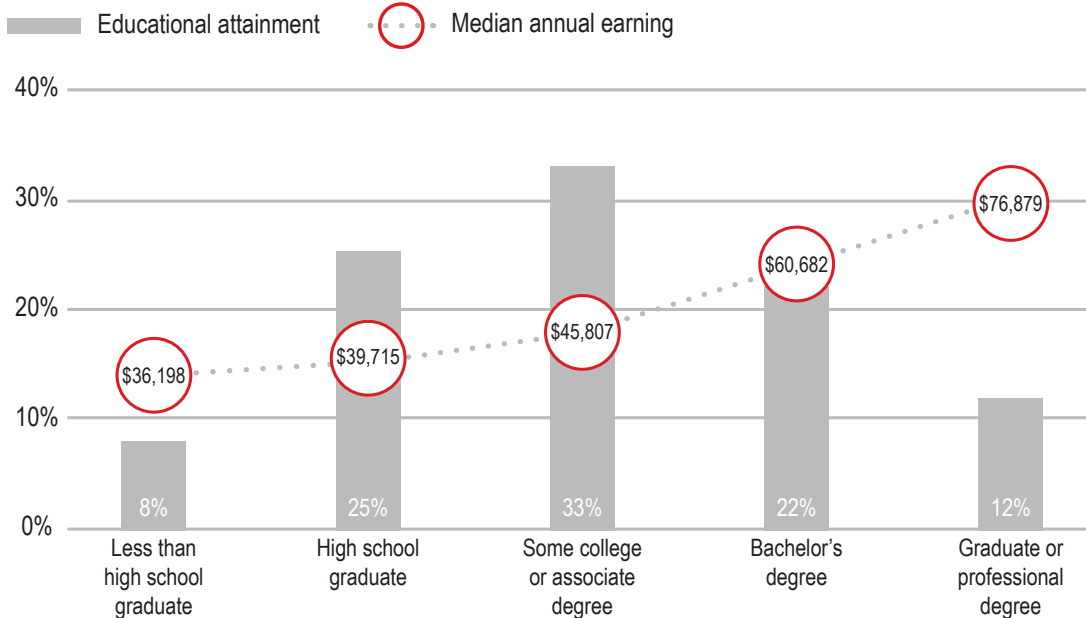
American Indian & Alaska Native — 67%



age 20-64  
Male 87%

Female 80%

## 67% of Nebraskans have some higher education and higher education results in higher earnings



\*141,387

or **11%**  
of the  
population  
has an  
**associate  
degree**

Sources: U.S. Census Bureau American Community Survey 2023 Estimates

# NEBRASKA'S WORKFORCE

## Number of persons 25 years and older with a bachelor's degree in:

### SCIENCE & ENGINEERING

===== 127,328 28.9% ↑ 0.8%

### SCIENCE & ENGINEERING RELATED

===== 49,311 11.2% ↑ 0.3%

### BUSINESS

===== 95,911 21.8% ↓ -0.5%

### EDUCATION

===== 75,311 17.1% ↓ -1.8%

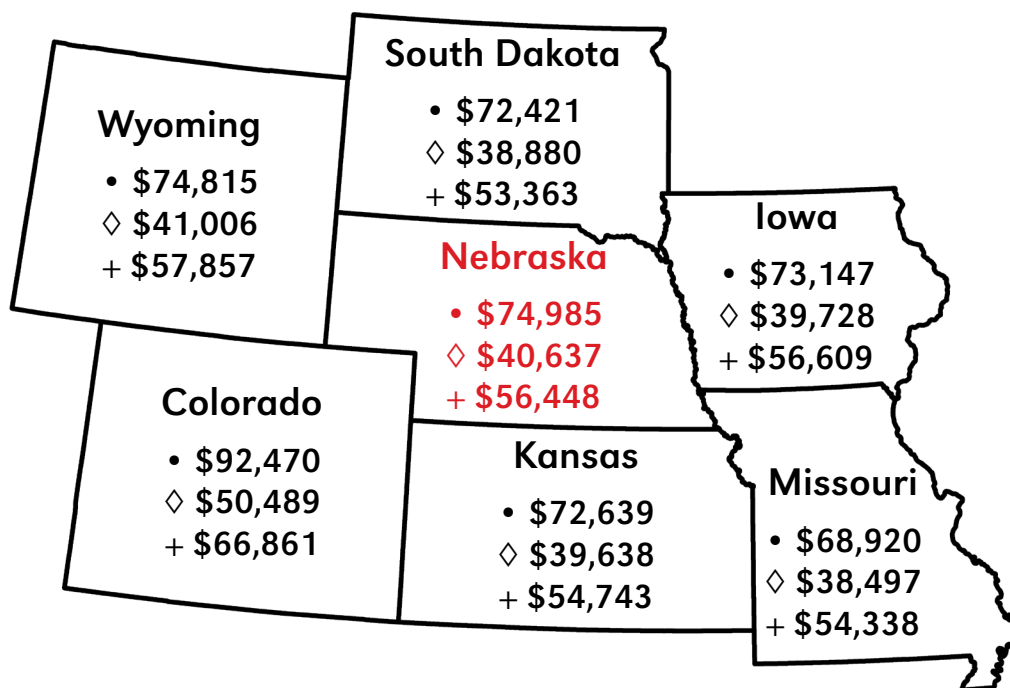
### ARTS, HUMANITIES & OTHER

===== 92,373 21.0% ↑ 1.1%

Percent  
change 2018  
to 2023

## Income and earnings in the region

- Median Household Income
- ◇ Per Capita Income
- + Median Earnings Full-Time Year Round Workers



Sources: U.S. Census Bureau American Community Survey 2023 Estimates

# NEBRASKA'S WORKFORCE

**Across a range of metrics, Nebraskans work!**  
*Nebraska 50 state rankings*

#1

Labor force participation rate of those  
ages 60 to 64 – **68%**

Labor force participation rate of those age 25+  
with some college or associate degree – **85%**

#2

Percent Employed – **66%**

Labor force participation rate of those  
ages 55 to 59 – **80%**

Labor force participation rate of those age  
25+ with no high school degree – **69%**

#3

Labor force participation – **69%**

Women 16 and over in labor force – **64%**

Labor force participation of prime  
age workforce 20 to 64 – **84%**

Labor force participation rate of those  
with a bachelor's degree – **90%**

Labor force participation of those  
ages 16 to 19 – **53%**

#4

Labor force participation rate of those  
with own children under age 18 – **82%**

Labor force participation rate of those  
with own children under age 6 – **81%**

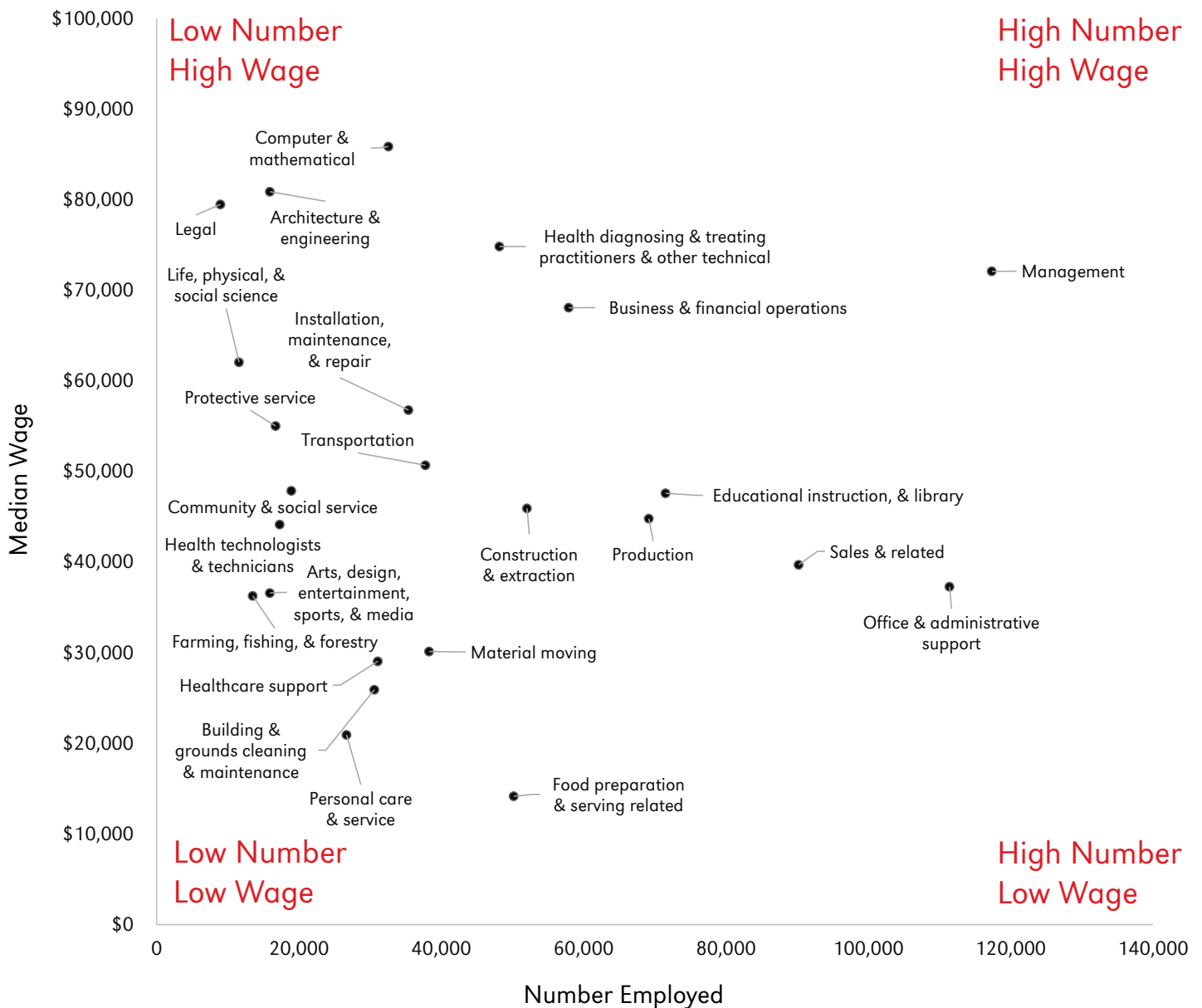
Labor force participation rate of persons  
below poverty level – **54%**

Sources: U.S. Census Bureau American Community Survey 2023 Estimates

# NEBRASKA'S WORKFORCE

## More Nebraskans work in low wage than high wage occupations

*Median wages by number of persons employed for occupations in Nebraska*



Sources: U.S. Census Bureau American Community Survey 2023 Estimates