

ACROSS A RANGE OF METRICS, NEBRASKANS WORK!

#1

Labor force participation rate for persons ages 55 to 65 - **80.2%**

Labor force participation rate of those in poverty - **55.7%**

Labor force participation rate of those with some college or associate degree - **85.2%**

#2

Overall labor force participation rate - **69.3%**

Labor force participation rate of those 75 years and over - **8.9%**

Labor force participation rate of those with less than a high school degree - **68.9%**

Labor force participation rate of those with bachelor's degree or more - **90.0%**

#3

Lowest unemployment rate - **3.3%**

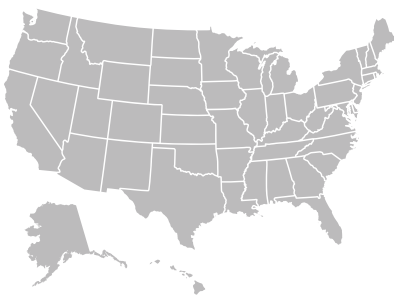
Labor force participation rate of women - **80.0%**

Labor force participation rate of those with children under 17 - **79.8%**

Source: U.S. Census Bureau, American Community Survey, 2021, 5-year Estimates

AND THE FOREIGN BORN POPULATION IS NO EXCEPTION

Foreign born persons have a higher labor force participation rate than the native Nebraska population



NATIVE BORN

68.9%

IN LABOR FORCE

66.3%

EMPLOYED

FOREIGN BORN

72.5%

IN LABOR FORCE

69.5%

EMPLOYED



Source: U.S. Census Bureau, American Community Survey, 2021, 5-year

OCCUPATIONS OF FOREIGN BORN PERSONS IN NEBRASKA

Foreign born persons work in many high-demand occupations

Occupation	Native	Foreign Born
Management, business and finance	40.6%	25.7%
Service	15.6%	17.8%
Sales and office	21.7%	11.5%
Natural resources, construction, and maintenance	9.4%	14.0%
Production, transportation and material moving	12.7%	30.9%

Source: U.S. Census Bureau, American Community Survey, 2021, 5-year Estimates

HARD WORK DOES NOT NECESSARILY LEAD TO THE GOOD LIFE FOR FOREIGN BORN PERSONS IN NEBRASKA



NATIVE BORN

FOREIGN BORN

IN POVERTY



9.8%

16.3%

LESS THAN A HIGH SCHOOL DEGREE



5.4%

37.4%

MEDIAN EARNINGS FOR FULL-TIME YEAR ROUND



MALE

\$56,371

\$43,939



FEMALE

\$44,031

\$34,748

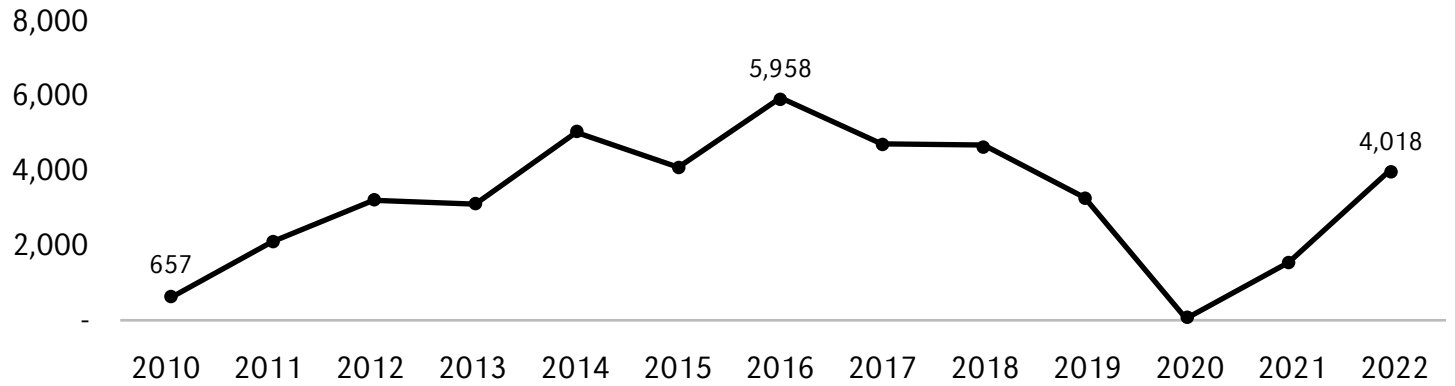
Source: U.S. Census Bureau, American Community Survey, 2021, 5-year Estimates

NEBRASKA'S GROWTH RATE IS DRIVEN BY NATURAL CHANGE AND MILD INTERNATIONAL MIGRATION

International migration is a consistent but small source of growth for Nebraska to date

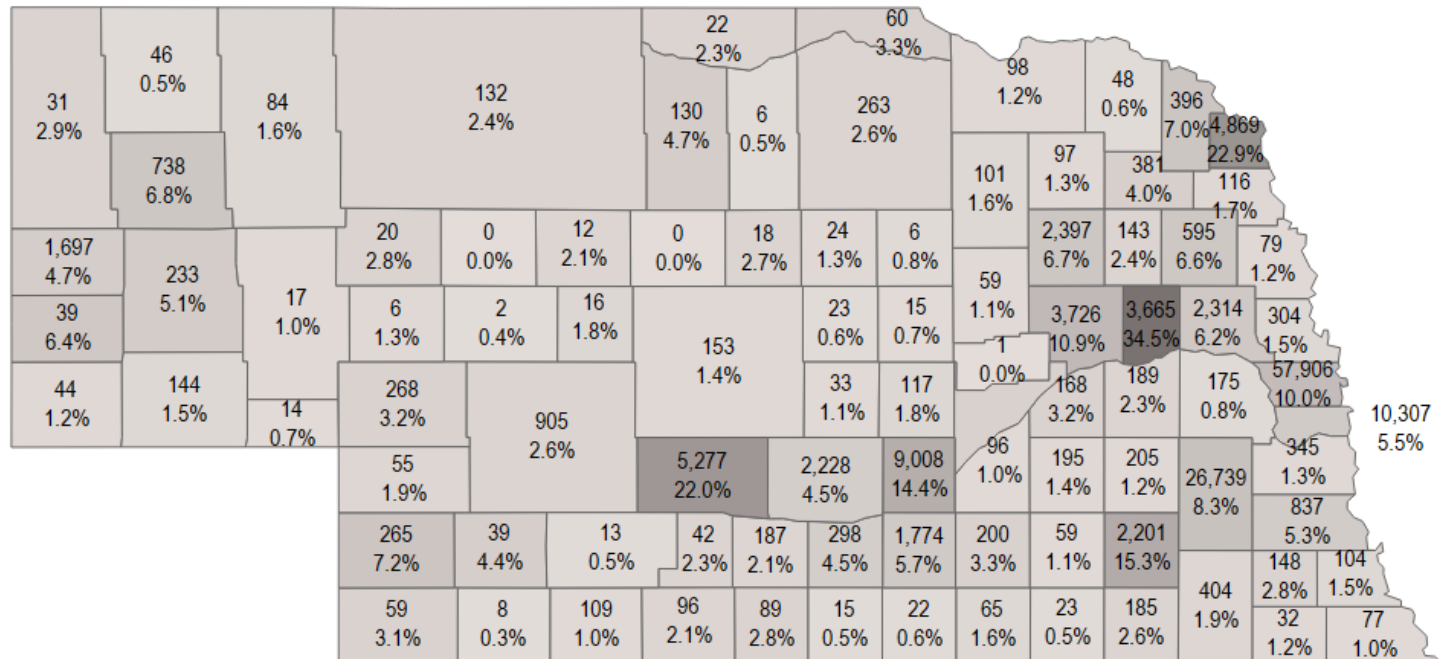
Total foreign-born population in Nebraska = 142,215

—●— Net International Migration



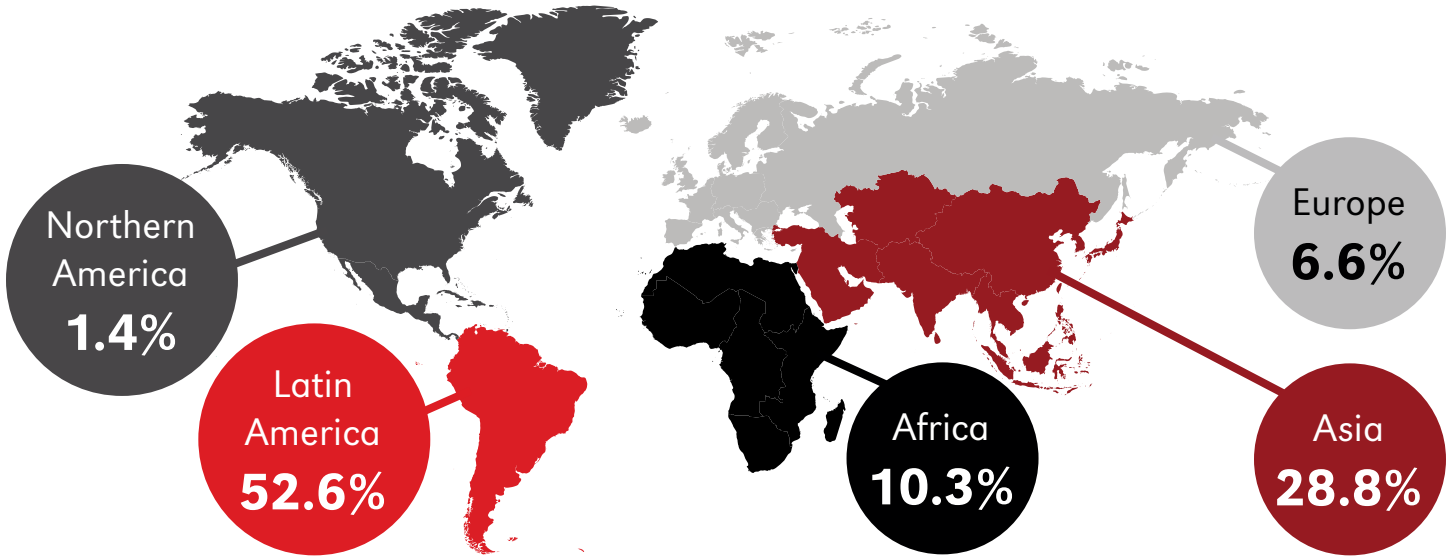
Source: U.S. Census Bureau, Population Estimates, Vintage 2022

Total number and percent of foreign born by county in Nebraska



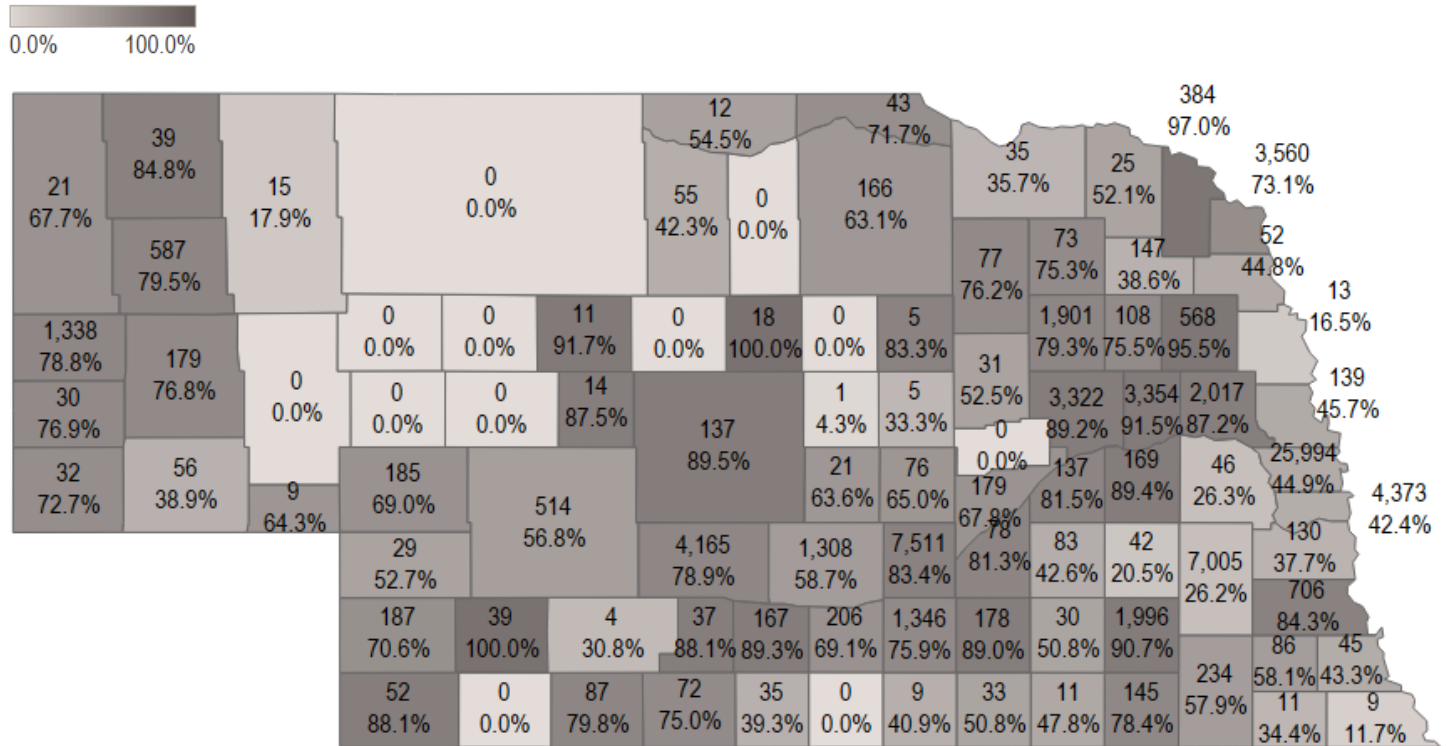
Source: U.S. Census Bureau, American Community Survey, 2021, 5-year Estimates

Most of the foreign born population in Nebraska migrated from Latin America



Source: U.S. Census Bureau, American Community Survey, 2021, 5-year Estimates

Total and percent of foreign born from Latin America by county in Nebraska



Source: U.S. Census Bureau, American Community Survey, 2021, 5-year Estimates