




# UNO Child Care Center Chronicle



## April 2024

Dawn Hove-Casart - Director

Monica Dey - Assistant Director

### UNO Child Care Center Happenings and Reminders

#### Happenings: Mark Your Calendars

##### 1. Week of the Young Child: April 8 through 12, 2024

###### A. **Musical Muffin Monday, April 8, 2024.**



Come join your child for breakfast and have a muffin, fruit and juice.

**Breakfast will be served from 7:45 to 8:45 A.M.**



###### B. **Tasty Tuesday, April 9, 2024.**

**Friendship Fruit Salad Day ~ have your child bring in their favorite fruit either canned or fresh.**

We will be creating a Friendship Fruit Salad to eat at snack time.

###### C. **Work Together Wednesday, April 10, 2024.**

We will be creating a Center Wide Canvas Collage.

**Have your child bring in a small zip lock baggie of crafty items.**

Examples: paper towel or toilet paper rolls, milk jug bottle caps, ribbons, buttons, paper, cotton balls, pom poms, yarn, popsicle sticks, googly eyes, pipe cleaners, foam shapes, confetti or what every you can come up with.

###### D. **Artsy Thursday, April 11, 2024.**

**Have your child wear their most colorful outfit to school.**

Staff can participate too!

###### E. **Family Friday, April 12, 2024.**

**From 4 to 5:30 P.M. come grad some fun take home activities to do with your child.**

Each Lead Teacher will have tables set up in the Multi-purpose room with 2 take home activities.

Take 1 or all 8 and grab a take home snack as well.

Hope to see you there.



##### 2. Preschool 2 Graduation: Friday, May 3, 2024 at 10:30 A.M. at Thompson Alumni Center

All Preschool 2 Graduates need to be at the child care center by 9:15 A.M.

We will be walking over to the Alumni Center at 9:40 A.M. to get ready for the event.

Parking passes for the Alumni Center Lot will be emailed out the day before the event.

Parents, Grandparents and Guests are welcome.

Preschool 1 and Transition classes will be going over to watch the graduation.



##### 3. Stretch-N-Grow Dance Recital, Monday, May 13, 2024 at 3 P.M. at Thompson Alumni Center

This event is for the children who are participating in Dance Lessons.

Parents, Grandparents and Guests are welcome.

Parking passes for the Alumni Center Lot will be emailed out the day before the event.

The Transition, Preschool 1 & 2 classes will be walking over to watch the recital and will return by 3:30 P.M.



#### Reminders

1. Summer and/or Fall 2024 Registration Forms are **due by Friday, April 8, 2024**. Registration forms were emailed out on March 26, 2024. Hard copies of the forms are available at the front desk. All children who will be here in the fall need to have a completed fall registration form. Any child who is part-time or changing schedules for the summer will need to have a summer registration form. Any school-age children who will be coming in the summer need to have a completed summer registration form. If you are not sure, please ask. We are happy to assist you.
2. The UNO Child Care Center **closes** promptly at **5:30 P.M.** Please make sure you are picking up your child by 5:30 P.M. The staff thank you.
3. We continue to advertise for the Lead Preschool 1 Teacher and the Assistant Lead Toddler Teacher positions. Help spread the word.
4. If you have any questions or concerns, please contact Dawn at 402-554-4936 or by email at [dhove@unomaha.edu](mailto:dhove@unomaha.edu).

# Happy Birthday!

- 3 - Mr. Jiho
- 5 - Miles A.
- 7 - Skylar R.
- 11 - Ms. Monica
- 13 - Anakin O.
- 24 - Ms. Patty



# May

## National Smile Month

- 1 - May Day
- 2 - Preschool 2 Graduation Practice
- 3 - Preschool 2 Graduation Day; Alumni Center 10:30 A.M.
- 4 - May the 4th Be With You Day
- 5 - Cinco de Mayo
- 6-10 - Teacher Appreciation Week
- 7 - Teacher Day
- 12 - Mother's Day
- 13 - Stretch-N-Grow Dance Recital; Alumni Center 3 P.M.
- 15 - Bring Flowers to Someone Day
- 21 - Take Your Parents to the Playground Day
- 27 - Memorial Day; UNO Child Care Center Closed
- 31 - National Smile Day



## Book Orders

Book Orders for this month will be due on Friday, April 12, 2024.

Books are an important part of a child's development and can help your child gain pre-literacy skills. When you order your child's books through Scholastic Book Orders, the center earns points to use towards free books and educational materials we can use in the classrooms!

Please visit [scholastic.com/bookclubs](http://scholastic.com/bookclubs) to order.

If this is your first time ordering online, you will need to create an account using our center's code GKXFX. This is the center's account under "Dawn Hove". Please make sure you are using this account, or your order may not be processed. You will be able to pay online and the books will be delivered to the center. Happy Reading!



# April



- Autism Awareness Month
- Asian Pacific Islander Desi American Heritage Month
- Celebrating Week of the Young Child

- 1 - April Fool's Day
- 3 - National Rainbow Day
- 8-12 - Week of Young Child
- 8 - Muffin Monday; 7:45 to 8:45 A.M.
- 9 - Last Day of Ramadan
- 9 - Edi-Al-Fitr
- 11 - National Pet Day
- 12 - Take Home Activity Family Event; 4 to 5:30 P.M.
- 14 - National Gardening Day
- 15 - Tax Day
- 22 - Earth Day
- 23 - National Picnic Day
- 26 - Arbor Day



## Recommended Books for the Month.



Song of the Flowers by Takayo Noda

Plant the Tiny Seed by Christie Matheson

The Very Impatient Caterpillar by Ross Burach

Yo! Yes? by Chris Raschka

Perfect by Max Amato

Mamá's Panza by Isabel Quintero

You and the Universe by Stephen Hawking and Lucy Hawking

For You, I Will by Elle Duncan



Mahogany by JaNay Brown-Wood

Miss MacDonald Has a Farm by Kalee Gwarjanski





A Big "Thank You" to all the UNO Student Athletes who came to read to the children. The children loved having them here and they even stayed to play!



## Talk With Toddler 1 & 2

Welcome to April!

We would like to thank all of you who were able to sign up for Parent -Teacher conferences last month. Your input is important to us!

Week of the Young Child is coming up, filled with fun activities for the children and their families. Please be sure to read the last page of the newsletter for more information about what we will be doing center wide. We will also have fun activities planned in the classroom.


This month the toddler themes are oval shape, color purple; the letters V, W, X; the number 9; and our environment.

Please make sure you have returned the sunscreen permission form, and that you provide a new bottle of sunscreen for your child by the end of April. No aerosol sunscreen or sunscreen containing sunflower oil ingredients. See the approved list of sunscreens.

Enjoy the wonders of Spring!

~The Mr. Fred and the Toddler Teaching Staff

“Children need to practice feeling wonder to develop curious minds.”



## Time With Transition

Happy Spring Transition Families!

Thank you to everyone who signed up for the conferences. I loved talking with all of you! If you have any questions or would like to discuss any concerns, please reach out to me in person, email me at [aleciakeller@unomaha.edu](mailto:aleciakeller@unomaha.edu) or call the child care center during my desk duty from 1 to 2 P.M. to chat.

Family Reminders:

- Sunscreen permission slip forms were sent out in March. Please sign and return the slip with a school-appropriate bottle of sunscreen lotion (no aerosol cans or sunflower oil listed as an ingredient).
- April 8-12 is the Week of the Young Child! Throughout the week, we will be celebrating here. We will have fun themed activities that go along with the themes. On Monday, April 8, we are inviting parents to join us for breakfast on Muffin Monday. On Tuesday, April 9, have your child bring in their favorite fruit, either canned or fresh. We will be making a center wide friendship fruit salad for snack. On Wednesday, April 10, bring in a small zip-lock baggie of craft items. We will be creating a center wide canvas collage. On Thursday, April 11, have your child wear their most colorful outfit. And on Friday, April 12, we will have take-home activities for parents and children to take home to do together. This will be available in the Multi-purpose room from 4 to 5:30 P.M.
- Diapers/Pull-ups/Clothes: We have had a hard time staying stocked on our diapers, pull-ups, and extra clothes for friends. Please pay close attention to the “Please Bring” sheets, as well as, the bottom portion of your child’s “Daily Notes” to see if your child needs more pull-ups, diapers, or extra changes of clothes.

April Themes: Season of spring; Changes in Nature; Play Life Cycle, Water Cycle, and Earth Day.

Color: Pink; Shape: Oval; Numbers: 18 & 19 and Letters: U, V, & W.

Miss Alecia and the Transition Teacher Assistants





## Preschool 1 Perspective

Happy April!


Preschool 1 is looking forward to a new month of spring weather and activities! This month, our themes will include Space, Week of the Young Child, April Showers, A Rainbow of Colors and Taking Care of Our Earth.

Our letters of the month are V, W and X. We will also be working on recognizing the numbers 17 and 18. The color and shape of the month is yellow and oval. Please see the flyer at the end of the newsletter on all the Week of the Young Child Activities for the week of April 8 to 12, 2024.

Thank you to all of the parents taking time out of their busy schedules to participate in parent-teacher conferences! I really enjoyed visiting with you and letting you know all of the things your children are learning!

The weather has been really crazy lately! Warm one day, and too cold to go out to play the next day. As a reminder, please make sure your child has a jacket and appropriate clothes for playing outside. Also, please check your child's tubby and make sure we have a seasonably appropriate change of clothing, including socks.

Until, next month: "Learning never exhausts the mind" ~Leonardo da Vinci  
Ms. Monica and the Preschool 1 Assistant Teachers



## Preschool 2 Press Release

April is going to be an exciting time in Preschool 2. We are going to have an opportunity to experience the solar eclipse on April 8. We will be celebrating The Week of the Young Child April 8-12. We will have opportunities for the families to get involved during that week. Please be on the lookout for information.



Our themes for the month of April will be Space, The Week of the Young Child, Spring, and Gardening. We will also celebrate Earth Day on April 22.

We are asking for families help for us to plant our pizza/vegetable garden this year. We need the following plants: basil, oregano, tomatoes, bell peppers, rosemary, Italian parsley, and cucumbers. Please let us know if you can help and bring the seedings in by April 29.

Reminders:

- Week of the Young Child is April 8-12 - See the flyer at the end of the newsletter.
- As we get closer to the end of the school year we are continuing to reduce nap time for the children. As of April 1, nap time will begin at 1:20 P.M. We will continue to reduce until they get to a 30 minute quiet time, by the end of May.
- Preschool 2 Graduation is fast approaching. May 3 is Graduation Day at 10:30 A.M. at the Thompson Alum Center!!! Please give Mrs. Monica baby and toddler pictures for the graduation slideshow. It would be ideal to have them to her by April 5.
- Please bring in your sunscreen and sunscreen form ASAP. Thank you to all who have turned them in already. Please make sure you are following the sunscreen guidelines and types of sunscreen allowed.
- As the weather is changing, please check your child's tubby for weather appropriate clothes in case they need to be changed.

Happy Spring. Ms. Patty and the Preschool 2 Teacher Assistants



## Parent Corner

### 10 Ideas to Get You and Your Child Exploring Outdoors

by Donna Satterlee, Grace Cormons, and Matt Cormons

<https://www.naeyc.org/our-work/families/ideas-exploring-outdoors>



#### 1. Go for a nature scavenger hunt.

Find something that:

- Is a certain color
- Is dry, wet, shiny, or pretty
- Is tiny or huge
- The wind blows
- Crawls
- Has no legs, four legs, or six legs
- Or make up your own ideas!

#### 2. Put a twist on your scavenger hunt:

- Find three flowers that are different. Smell the flowers. Close your eyes and see if you can identify the flowers by smell.
- Find a fuzzy leaf. Find a leaf that releases an aroma when crushed, such as sage.
- Try finding things in categories, such as items with bark, items that are high, or items with branches.

#### 3. Observe and sketch.

Examine items carefully and draw what you see. For example, find flowers of different colors and point out the petals and other parts. Or find a variety of leaves and observe the different shapes, colors, textures, and veins. You and your child can imagine you are scientists, observing and documenting what you see.

#### 4. Follow an ant trail.

Look up and look down, look all around, and feel free to crawl on the ground. Place a small piece of food nearby and watch what happens.

#### 5. Observe a tree throughout the seasons.

Watch for leaf and flower buds bursting in the spring, insects buzzing in the summer, and leaves changing colors in the fall. During all seasons, watch for visitors to the tree—birds and small animals looking for food or a resting place.

#### 6. Find nature in surprising places.

Look for places to explore near where you live. Nature can hide in the cracks of a sidewalk, under the stairs, in abandoned lots, or on the edges of manicured lawns. Don't worry if you don't live near an open field, a forest, a desert, or a seashore.

#### 7. Press flowers and leaves.

Find flowers and let them dry, pressed between the pages of a heavy book. Once they are dry, use them to make crafts. For example, put clear contact paper over the flowers to make a placemat. In the fall, try the same activity with leaves. Find orange, yellow, purple, red, or brown leaves. Find a dry leaf and crunch it!

#### 8. Explore holes and mud.

In an out-of-the-way corner, dig a hole and pour water in it to see what happens. Ask your child where she thinks the water goes. Play with the mud, squish it between your toes, and jump over or in the hole. When you are done, fill the hole with dirt again, and check it later to see what's growing there.

#### 9. Explore seeds.

Find some weeds! How are their seeds dispersed? Do the seeds cling to your clothes, are they carried by the wind, or are they flung when the seedpods are touched? Ask your child what he discovered during this investigation.

#### 10. Collect conservatively.

Discuss collecting with your child. If the ground is carpeted with acorns or flowers, it's probably okay to take one unless it's on a refuge where collecting is prohibited. Examine something for a few hours and then let it go again. Keep fireflies in a jar and release them the next morning. Transfer fish, turtles, or frogs to an aquarium for a night. Some fish will survive in an aquarium if you transfer them with the same water from where you found them.

naeyc®

**Week** of the  
**Young Child**®

**APRIL 8-12, 2024**



**Musical Muffin Monday, April 8, 2024.**

Come join your child for breakfast and have a muffin, fruit and juice.

**Breakfast will be serve from 7:45 to 8:45 A.M.**



**Tasty Tuesday, April 9, 2024.**


**Friendship Fruit Salad Day ~ have your child bring in they favorite fruit either canned or fresh. We will be creating a Friendship Fruit Salad to eat at snack time.**

**Work Together Wednesday, April 10, 2024.**

We will be creating a Center Wide Canvas Collage

**Have your child bring in a small zip lock baggie of crafty items.**

Examples: paper towel or toilet paper rolls, milk jug bottle caps, ribbons, buttons, paper, cotton balls, pom poms, yarn, popsicle sticks, googly eyes, pipe cleaners, foam shapes, confetti or what every you can come up with.



**Artsy Thursday, April 11, 2024**

**Have your child wear their most colorful outfit to school.**

Staff can participate too! Preschool 1 & 2 will be dropping off “Thank You” gifts to some departments on campus from 9:30 to 11 A.M.



**Family Friday, April 12, 2024**

**From 4 to 5:30 P.M. come grad some fun take home activities to do with your child.** Each Lead Teacher will have tables set up in the Multi-purpose room with 2 take home activities. Take 1 or all 8 and grab a take home snack as well.



Hope to see you at one or all of the events!

Each classroom will be doing a variety of other activities through out the week.

Thank you for supporting Early Childhood Education.

