



# **UNO Budget Overview: Color of Money September 2023**

# Facts and Figures

- 15,015 students (11,859 undergrad | 3,156 graduate)
- Cost per instate credit hour = \$243 undergrad | \$293 IS undergrad | \$316 CBA undergrad
- Estimated Annual Cost of Attendance is \$24,974:

• Tuition & Fees	\$ 8,370
• Room & Board	\$11,610
• Books & Supplies	<u>\$ 1,120</u>
<b>Subtotal</b>	<b>\$21,100</b>
• Personal Expenses	\$ 2,410
• Transportation	<u>\$ 1,464</u>
<b>Total</b>	<b>\$24,974</b>

- 4.9 million + square feet of buildings
- 683.36 acres of land

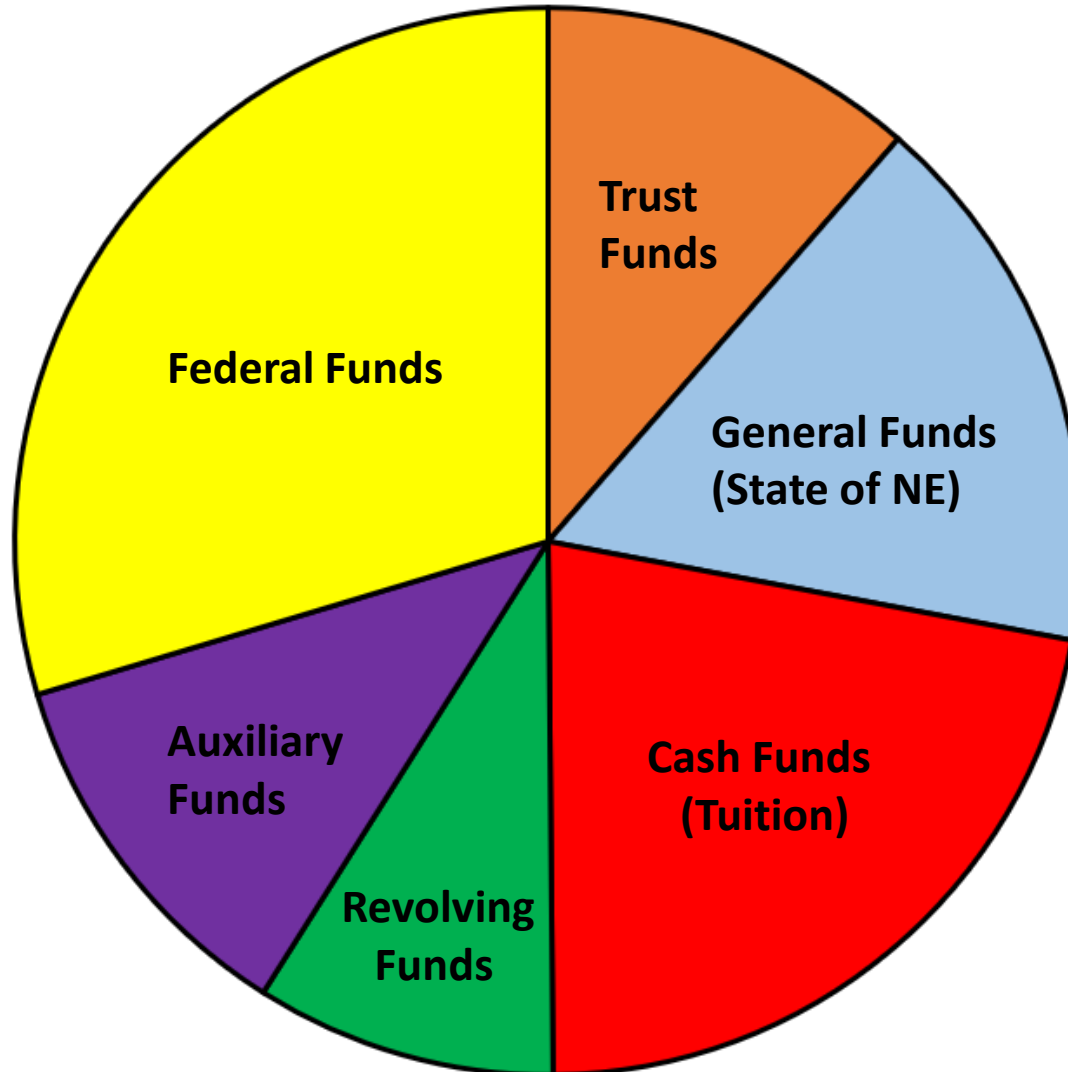


# Recent Major Capital Projects


- ✓ **Central Utility Plant Renovation**
  - \$4.7 million
  - State (LB384) funded
  - Expected completion December 2023
- ✓ **Dodge Campus Steam/Chilled Water Project**
  - \$3.2 million
  - State (LB384) funded
  - Expected completion December 2023
- ✓ **PKI Chiller/Cooling Tower Utility Improvement**
  - \$1.85 million
  - State (LB384) funded
  - Expected completion April 2024
- ✓ **Durham Science Center Renovation**
  - \$35 million
  - Donor/ State (LB384) funded
  - Expected completion January 2024
- ✓ **Reach Renovation**
  - \$10 million
  - State (LB384) funded
  - Expected completion May 2024
- ✓ **Stem Trail Renovation**
  - \$5 million
  - State (LB384) funded
  - Expected completion May 2024
- ✓ **Electrical Distribution Relocation Project**
  - \$4 million
  - State (LB384) funded
  - Expected completion Spring 2025



# Six Colors of Money




# UNO 2023-24 Budget

	FUNDING SUMMARY	\$ in Millions	% of Total
	General Funds (State of NE)	72.7	16.6%
	Cash Funds (Tuition)	96	21.9%
	Revolving Funds	<u>40</u>	<u>9.1%</u>
	<b>Total State-Aided</b>	<b>208.7</b>	<b>47.6%</b>

- “State Appropriation”
- Biennial budget process
- Allocated to University system, not specific campus
- University system allocates to each campus - UNO receives about 11%

# UNO 2023-24 Budget

FUNDING SUMMARY	\$ in Millions	% of Total
General Funds (State of NE)	72.7	16.6%
 Cash Funds (Tuition)	96	21.9%
Revolving Funds	<u>40</u>	<u>9.1%</u>
<b>Total State-Aided</b>	<b>208.7</b>	<b>47.6%</b>

- University generated cash funds are primarily tuition and some student fees. F&A are Designated cash funds.
- Tuition allocation model incents growth
- Campus retains ½ of additional revenues but shoulder 100% of impact of tuition shortfalls
- On a permanent base budget, campuses “own” total impact of tuition changes



# FY 23 'State-Aided' Unrestricted Budget

USES



Salaries and Benefits  
83%

Utilities 4%  
Other 13%

**Compensation represented 77% of Actual Spend**

# July 1, 2023 “State-Aided” Budget Allocation

## *Simplified: \$162,902,384*



### FY 2022-23 Budget

July 1 Budget	Actual Cash	Revised Budget
162,641,516	(3,430,504)	159,211,012

### FY 2023-24 Budget

2.3% Increase	July 1 Budget	% Change
3,691,372	162,902,384	2.3%

### Cost Increases

Personnel: 3%  
Healthcare: 12.5%

### Revenue (NOT increasing at rate of expenses)

State-aided allocation: 2.3%



# UNO 2023-24 Budget

FUNDING SUMMARY	\$ in Millions	% of Total
General Funds (State of NE)	72.7	16.6%
Cash Funds (Tuition)	96	21.9%
Revolving Funds	<u>40</u>	<u>9.1%</u>
<b>Total State-Aided</b>	<b>208.7</b>	<b>47.6%</b>

- Revenues generated from activities incidental to instruction, research, and public service. Examples include:
  - Course & laboratory fees
  - Technology fees and Distance Education fees
  - Clinics & workshops
  - Revenue from music/theater productions

# UNO 2023-24 Budget

FUNDING SUMMARY	\$ in Millions	% of Total
Auxiliary Funds	50.0	11.3%
Federal Funds	130.0	29.3%
Trust Funds	<u>50.0</u>	<u>11.3%</u>
<b>Total Non State-Aided</b>	<b>230.0</b>	<b>51.9%</b>

- An operation that exists to furnish goods and services to students, faculty or staff and charges a fee directly related to its operations.
- Examples include UNO Student Housing, Food Services, UNO Bookstore
- Includes federal sponsored grants and contracts and student aid programs supported from federal funds
- Non-federal grants, contracts & student aid programs and endowment funds

# UNO 2023-24 Budget

<b>FUNDING SUMMARY</b>	<b>\$ in Millions</b>	<b>% of Total</b>
<b>General Funds (State of NE)</b>	<b>72.7</b>	<b>16.6%</b>
<b>Cash Funds (Tuition)</b>	<b>96</b>	<b>21.9%</b>
<b>Revolving Funds</b>	<b><u>40</u></b>	<b>9.1%</b>
<b>Total State-Aided</b>	<b>208.7</b>	<b>47.6%</b>
<b>Auxiliary Funds</b>	<b>50</b>	<b>11.4%</b>
<b>Federal Funds</b>	<b>130</b>	<b>29.6%</b>
<b>Trust Funds</b>	<b><u>50</u></b>	<b>11.4%</b>
<b>Total Non State-Aided</b>	<b>230</b>	<b>52.4%</b>
<b>TOTAL REVENUES</b>	<b>438.7</b>	<b>100.0%</b>



# UNIVERSITY OF NEBRASKA AT OMAHA

**EXPENDITURE SUMMARY**  
**2023-2024 GENERAL OPERATING BUDGET**  
**UNIVERSITY OF NEBRASKA AT OMAHA**

**CAMPUS TOTAL**

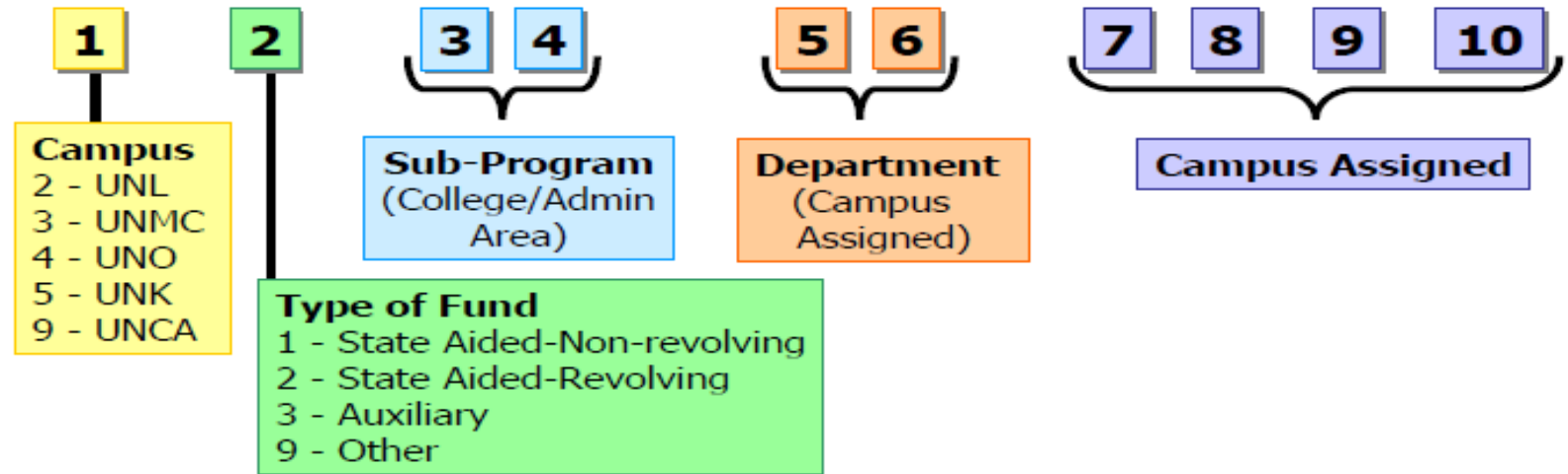
ACCOUNT	DESCRIPTION	UNRESTRICTED STATE AND UNIVERSITY GENERATED	DESIGNATED AND/OR RESTRICTED					TOTAL
			CASH	REVOLVING	FEDERAL	AUXILIARIES AND SERVICES	TRUST	
<b>511000 FACULTY</b>								
	Professor	14,238,843	0	30,958	0	0	25,000	14,294,801
	Associate Professor	14,306,326	0	62,188	0	0	0	14,368,514
	Assistant Professor	13,186,781	0	91,544	0	0	13,730	13,292,055
	Instructor	4,516,749	0	21,000	0	0	75,503	4,613,252
	Other	12,616,789	0	274,769	88,869	0	930,080	13,910,507
	<b>SUBTOTAL FACULTY</b>	<b>58,865,488</b>	<b>0</b>	<b>480,459</b>	<b>88,869</b>	<b>0</b>	<b>1,044,313</b>	<b>60,479,129</b>
512100	Other Administrators	8,631,883	0	135,994	258,224	3,398,603	652,850	13,077,554
512000	Chairpersons	4,588,640	0	81,138	235,507	0	0	4,905,285
513000	Managerial/Professional	25,086,386	0	7,347,741	2,075,260	632,096	1,986,927	37,128,410
514000	Clerical/Technical/Service	12,206,124	0	1,471,704	194,934	2,331,218	190,149	16,394,129
515000	Other Academic	3,341,144	0	90,931	0	59,705	0	3,491,780
516000	Student Wages	865,413	0	325,755	0	1,096,435	0	2,287,603
517000	Supplemental Salaries & Wages	347,809	0	151,386	0	456,937	0	956,132
	<b>SUBTOTAL NONFACULTY</b>	<b>55,067,399</b>	<b>0</b>	<b>9,604,649</b>	<b>2,763,925</b>	<b>7,974,994</b>	<b>2,829,926</b>	<b>78,240,893</b>
	<b>SUBTOTAL SALARIES &amp; WAGES</b>	<b>113,932,887</b>	<b>0</b>	<b>10,085,108</b>	<b>2,852,794</b>	<b>7,974,994</b>	<b>3,874,239</b>	<b>138,720,022</b>
519100	Retirement Contribution	5,851,006	0	572,739	122,668	93,510	175,571	6,815,494
519200	FICA Contribution	6,526,133	0	687,290	139,786	242,692	202,877	7,798,778
519300	Health Insurance Contribution	14,504,868	0	1,713,197	433,626	669,025	565,720	17,886,436
519400	Life Insurance Contribution	112,534	0	19,726	2,851	8,328	3,909	147,348
519700	Unemployment Compensation	34,000	0	0	0	0	0	34,000
519800	Workers Compensation	328,584	0	48,325	0	76,430	0	453,339
	<b>SUBTOTAL BENEFITS</b>	<b>27,357,125</b>	<b>0</b>	<b>3,041,277</b>	<b>698,931</b>	<b>1,089,985</b>	<b>948,077</b>	<b>33,135,395</b>
	<b>TOTAL PERSONAL SERVICES</b>	<b>141,290,012</b>	<b>0</b>	<b>13,126,385</b>	<b>3,551,725</b>	<b>9,064,979</b>	<b>4,822,316</b>	<b>171,855,417</b>
521000	Operating Expense	9,358,156	320,436	10,445,376	15,926,206	31,748,689	8,995,528	76,794,391
529000	Utilities	5,981,557	0	0	0	650,000	0	6,631,557
530000	Supplies & Materials	5,183,768	5,479,564	14,918,692	1,816,800	1,537,221	4,011,690	32,947,735
540000	Travel	359,490	0	191,591	331,000	2,067,871	155,000	3,104,952
550000	Capital Outlay	655,545	0	442,000	148,000	0	130,000	1,375,545
560000	Government Aid	73,856	0	869,956	108,226,269	1,111,000	31,885,466	142,166,547
570000	Cost of Goods Sold	0	0	6,000	0	3,820,240	0	3,826,240
	<b>TOTAL NET OPERATING EXPENSES</b>	<b>21,612,372</b>	<b>5,800,000</b>	<b>26,873,615</b>	<b>126,448,275</b>	<b>40,935,021</b>	<b>45,177,684</b>	<b>266,846,967</b>
	<b>CAMPUS TOTAL</b>	<b>162,902,384</b>	<b>5,800,000</b>	<b>40,000,000</b>	<b>130,000,000</b>	<b>50,000,000</b>	<b>50,000,000</b>	<b>438,702,384</b>

## Principles of Financial Stewardship

- Honest and ethical conduct is expected
- The Principles establish a minimum standard of accountability for all UNO employees
- Leaders of UNO's major operating units are responsible for the integrity and oversight of financial systems
- All UNO employees have stewardship responsibility for safeguarding university assets under their purview



# SAP Financial System – Cost Centers

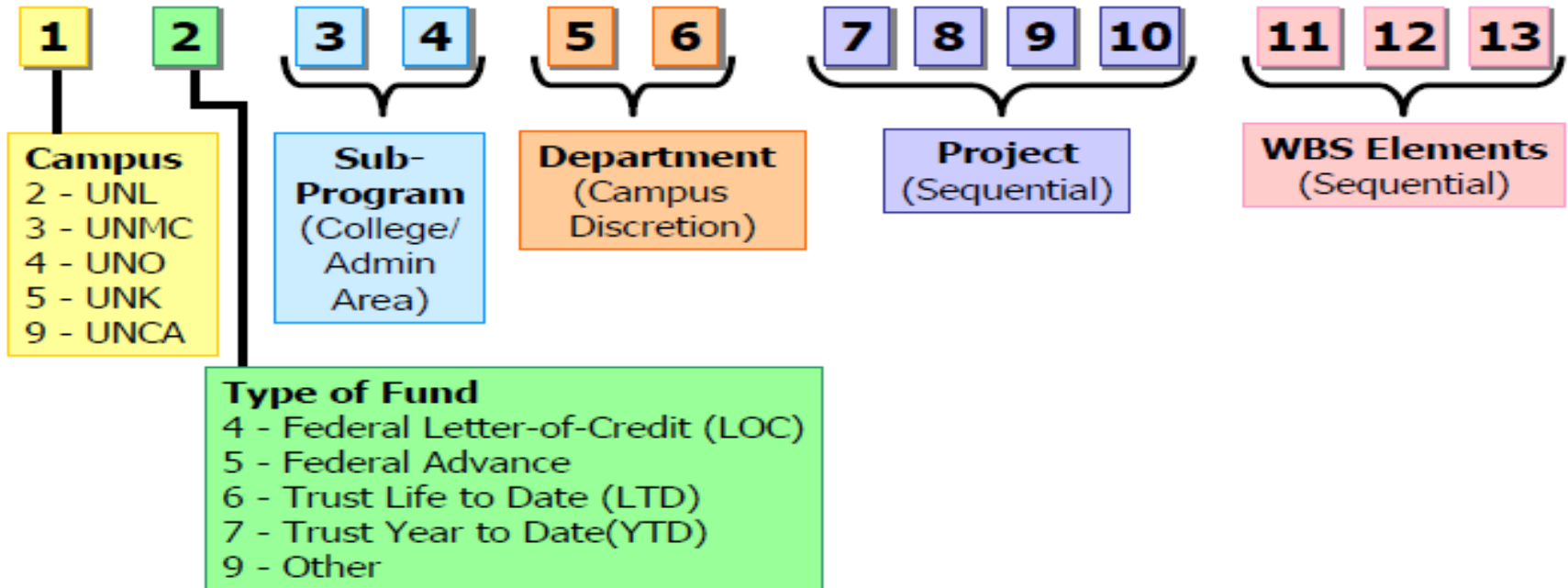


Examples:

- 41-0101-0100 UNO – State Aided – Academic Affairs – Sr VC
- 42-2402-0150 UNO – Revolving – International Programs – Student Fee
- 43-4251-0200 UNO – Auxiliaries – Student Success - University Bookstore



# SAP Financial System - WBS



Examples:

- 44-0109-1001200 UNO – Federal LOC– Academic Affairs – DHS NCITE
- 45-2402-1030150 UNO – Fed Advance – International Programs – DOS YSEALI Fellows
- 46-0301-2004100 UNO – LTD Trust – CPACS – UNF: Special Fund
- 47-0101-2020200 UNO – YTD Trust – Academic Affairs- UNF: Professorship/Chair