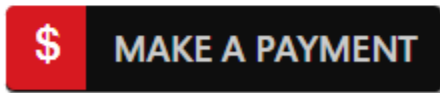


## MAKING PAYMENTS USING INTERNATIONAL FUNDS

Log into your MavLINK account and select Make a Payment button:

### My Account

\$6,258.23



Input the dollar amount to be paid and click Make Payment.

Make a payment

Term	Balance	Pay
Fall 2025	\$ 6,258.23	<input type="text" value="6258.23"/>
Total	\$ 6,258.23	\$ 6258.23

Pay All

Make Payment



Select Foreign Currency and click Continue Checkout.

#### Select Payment Method

Paying by credit/debit card will result in an additional service charge, which is non-refundable. Paying by electronic check is free of charge. Simply enter your bank routing number and your account number on the next page.

New Payment Methods

☐ Credit Card

☐ Electronic Check

☒ Foreign Currency



International payments are processed by Convera. To complete your payment, your information will be provided to Convera and you will be directed to the Convera website. Your activity on Convera's website is governed by the Convera privacy policy found at <https://www.convera.com/en-us/compliance-legal/online-privacy-statement>

Continue Checkout



Under Paying fees from, select Country from the dropdown box. Input the amount requested in US dollars and click Get a Quote.

**Paying fees from**

 Brazil Select country from dropdown box. 


[Why is my country not listed?](#)

**Amount Due**

USD

Enter amount to be paid in US dollars.

6258.23






 **Get a quote**

You will be directed to the Convera landing page. Follow each of the steps listed.

1. Click the Select button next to the payment option you wish to use.

Step 1 of 4

## 1. Choose a way to pay

 Bank Transfer	<ul style="list-style-type: none"><li> Delivered to your institution within 4 business days after completing payment</li><li> Make your payment from any bank</li><li> Quote valid for 72 hours</li><li> How it works</li></ul>	<div><b>5,576.34 EUR</b> 6,258.23 USD</div> <div><b>Select</b></div>
--	---	--

2. Input Student Details as requested. Click Next.

Step 2 of 4

## 2. Student's Details

**This is to identify the correct student details**

Student/Payer ID \*

44947138

Student First Name \*

Student Last Name \*

Email Address (Update on following screen, CLICK NEXT) \*

donotreply@transactcampus.com

- Input **ALL** Payer's Details as requested. Click I agree to Terms of Use and click Proceed to payment button.

Step 3 of 4

### 3. Payer's Details

We require this information to process your payment

Who will be making this payment?

Student

☒

Someone else

☐

**Important:** Please ensure the payer's name below matches the name associated to the payer's chosen payment method.

**Payer's personal details**

Payer name \*


Winifred Ruthe Huber

Payer's email address \*

This is to send confirmation of this payment

donotreply@transactcampus.com

**Payment Details** [← Edit Receiver Details](#)



University of Nebraska Omaha - Demo  
will receive **6,258.23 USD**

You are paying **5,576.34 EUR**

**Payer's billing address**

Payer's address 1 \*

Please enter only numbers and letters in this field

Payer's address 2

Please enter only numbers and letters in this field

Payer city \*

Enter payer city


Payer state

Enter payer state

Zip / Postal Code

If you do not have a postal code, please enter 0

Country \*


 Brazil

**Payer's Bank Details**

Bank Name \*

Enter bank name

Bank Country

 Brazil

Language \*

English

I agree to the [Terms of Use](#) and have reviewed the [Online Privacy Statement](#) ☐

Proceed to payment

4. Your payment is NOT complete until you follow the instructions emailed to you or downloaded from this page.

!

**Payment is not yet complete**

Complete your bank transfer to Convera using the payment instructions sent to the email provided during checkout. You can also share these instructions via email or download below.

Please complete your transfer before:

01-Aug-2025

16:14 PM CST

Share payment instructions

Download payment instructions

[How do I complete my bank transfer? - More info](#)

Payment reference number

EUSUN2801124818

5. You should receive an email like this along with attached payment instructions.

**Thank you for your payment!**  
Your payment reference: [REDACTED]

Dear [REDACTED],

Thank you for initiating your payment to University of Nebraska Omaha - Demo.

Wondering what happens next? Once your payment is officially on its way, you'll receive a confirmation email. The wheels are in motion, but it may take up to 5 business days for your secure transaction to reach your institution.

In the meantime, you can stay informed throughout the whole process by checking the real-time [status of your payment](#) on our tracking page.

If you need help with anything else, we've got you covered. Visit our [FAQ page](#) or contact us directly and we'll be ready to assist you.

Sincerely,  
Convera

Transaction details	
Reference Number	[REDACTED]
Date	29-Jul-2025
Transaction Status	Awaiting Payment
Payer Name	[REDACTED]
Recipient	University of Nebraska Omaha - Demo
Amount in Payment Currency	5576.34 EUR
Recipient Will Recieve	6258.23 USD